

Overview - Public Entities Quarterly Reporting

Approved receipts

93.6

50.7%

Approved spending

71.1

42.2%

Surplus/(deficit)

22.5

- ☐ R billion
- ☒ R million
- ☐ R thousand

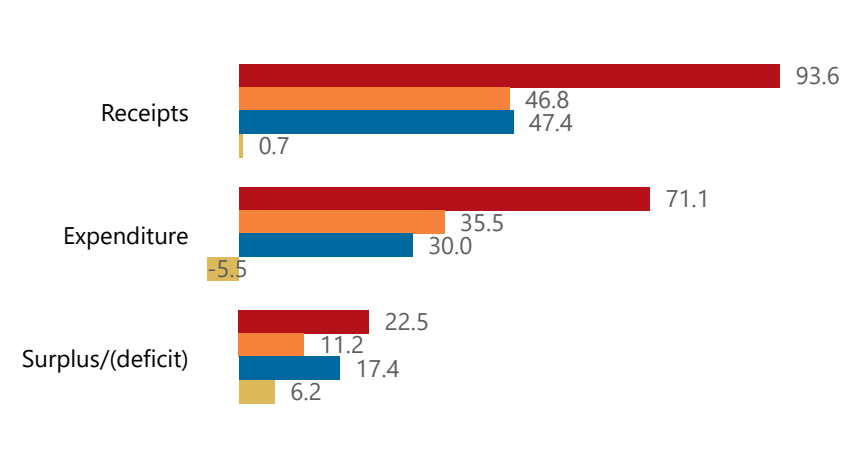


national treasury

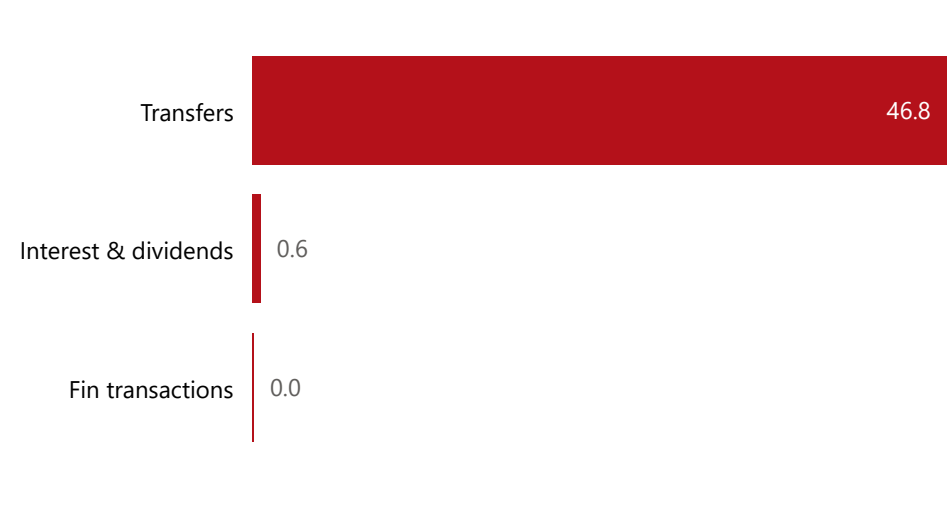
Department:
National Treasury
REPUBLIC OF SOUTH AFRICA

Consolidation

● Approved ● Forecast ● YTD ● Variance



Composition of receipts



Quarter

2

Cluster

All

Department

Women, Youth and Persons with Dis...

Entity

The Commission on Gender Equality

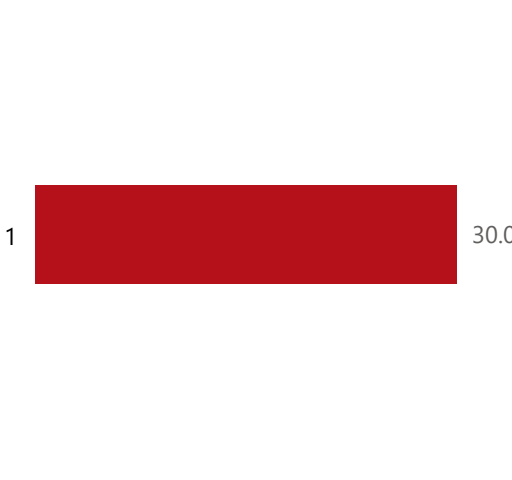
Composition of spending



Functional grouping



Spending by PFMA schedule



Public Entities Receipts

Approved sales of G&S

(Blank) (Blank)

Approved transfers

93.6 50.0%



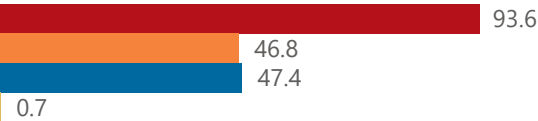
national treasury

Department:
National Treasury
REPUBLIC OF SOUTH AFRICA

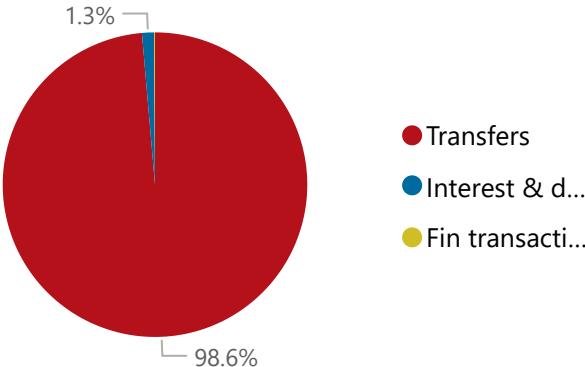
- ☐ R billion
- ☒ R million
- ☐ R thousand

Actual vs Forecast

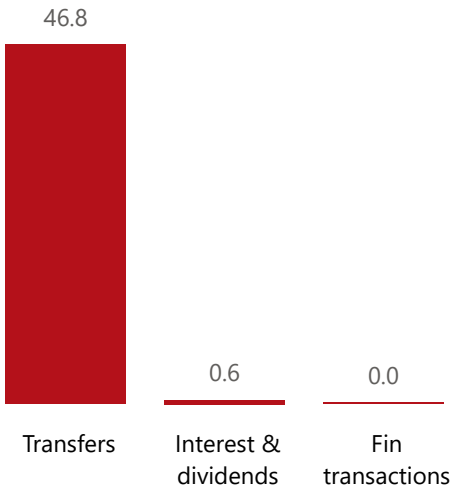
● Approved ● Forecast ● YTD ● Variance



Composition of receipts



Top 5 Receipts



Quarter

2

Cluster

All

Department

Women, Youth and Persons with Dis...

Entity

The Commission on Gender Equality

Top 5 Transfers



Departme... transfers

Receipts

Level 3	Approved	YTD	% YTD
Transfers	93.6	46.8	98.6%
Interest & dividends		0.6	1.3%
Fin transactions		0.0	0.1%
Total	93.6	47.4	100.0%

Top 10 Entities

The Commission on Gender Equality



Public Entities Spending

Approved CoE

71.1

42.2%

Approved G&S

(Blank)

(Blank)

Approved transfers

187.1

50.7%

- ☐ R billion
- ☒ R million
- ☐ R thousand

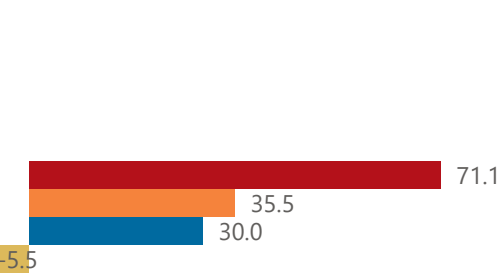


national treasury

Department:
National Treasury
REPUBLIC OF SOUTH AFRICA

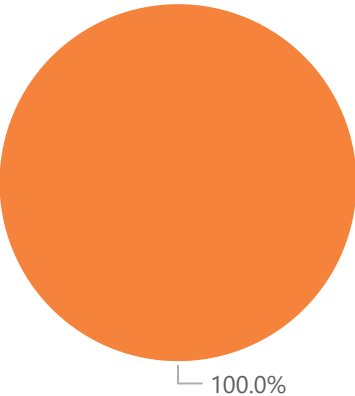
Actual vs Forecast

● Approved ● Forecast ● YTD ● Variance



Composition of spending

● CoE



Top 5 Goods & services

30.0



CoE

Quarter

2

Cluster

All

Department

Women, Youth and Persons with Dis... ▾

Entity

The Commission on Gender Equality ▾

Capital assets

Spending

Level 3	Approved	YTD	% YTD
⊕ CoE	71.1	30.0	100.0%
Total	71.1	30.0	100.0%

Top 10 Entities

The Commission on Gender Equality



30.0